



# Adolescent Sexual & Reproductive Health in the City of Alexandria

Lina Zimmerman, MPH

Population Health Epidemiologist

May 18, 2022

# Presentation Outline

- Key Definitions
- Reproductive Health Data
  - 2019 & 2020 Pregnancy Rates & Outcomes
    - Trends Over Time & Place
    - Racial & Ethnic Disparities
    - Trends by Age Group
  - Teen Wellness Center (TWC) Data
- Next Steps
- Key Takeaways
- Questions



# Key Definitions

- **Pregnancy rates vs. Number of Pregnancies**
  - **Rates** have a numerator & a denominator
    - *Control for population differences*
  - **Number** is a *count* of how many events or people
- **Pregnancy rate:** Number of pregnancies per 1,000 females
- **Live birth rate:** Number of live births per 1,000 females
- **Number of pregnancies:**

$$\begin{array}{r} \# \text{ of live births} \\ + \# \text{ of pregnancy terminations} \\ + \# \text{ of natural fetal death} \\ \hline = \# \text{ of pregnancies} \end{array}$$
- **Teen:** Person 10 to 19 years of age
- **Statistical significance:** *calculated* difference between two rates or numbers that is not likely due to chance alone

Alexandria Teen Pregnancy Rates & Outcomes

# TRENDS OVER TIME & PLACE

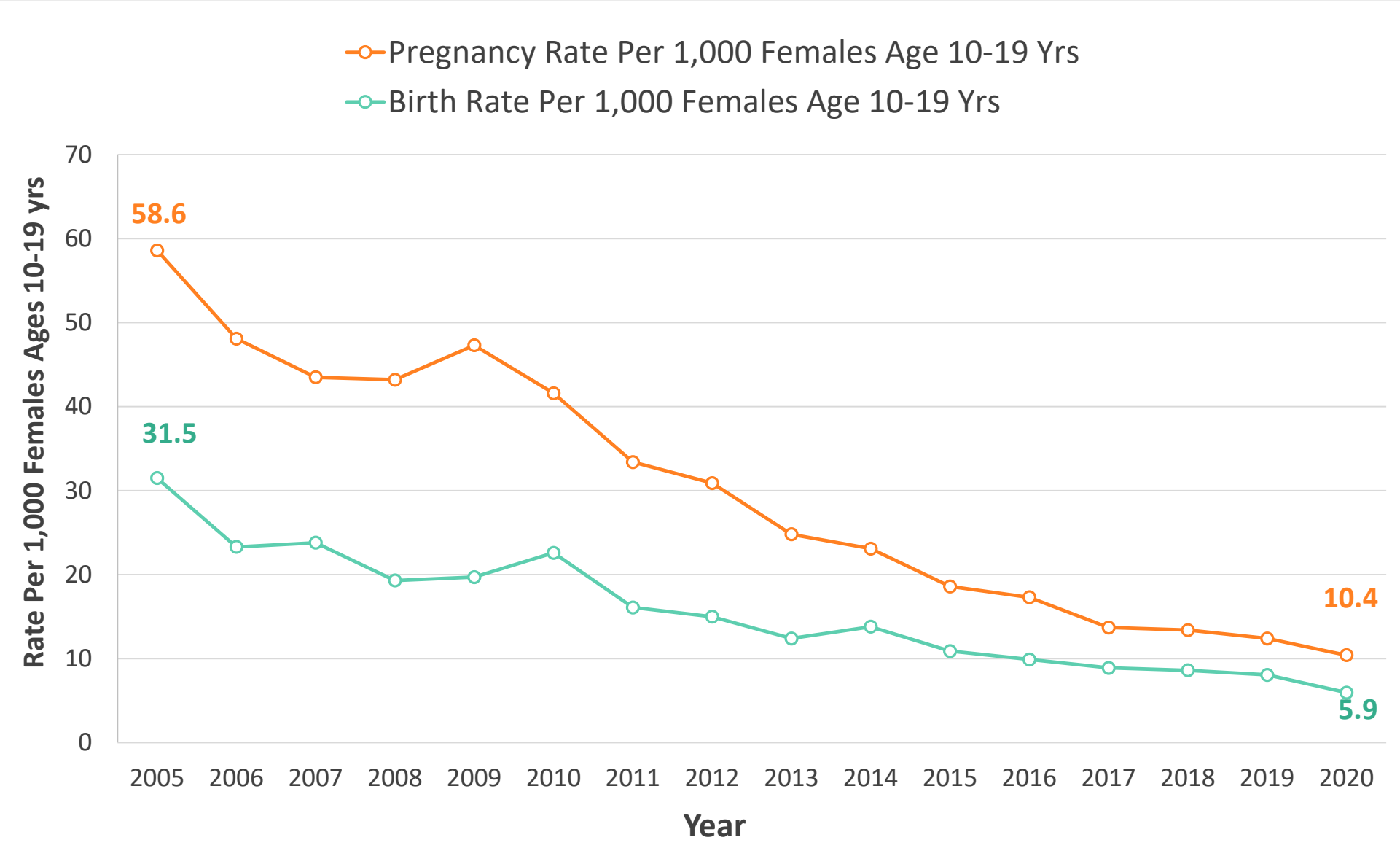


# Alexandria's Teen Pregnancy Rate & Count (2019-2020)

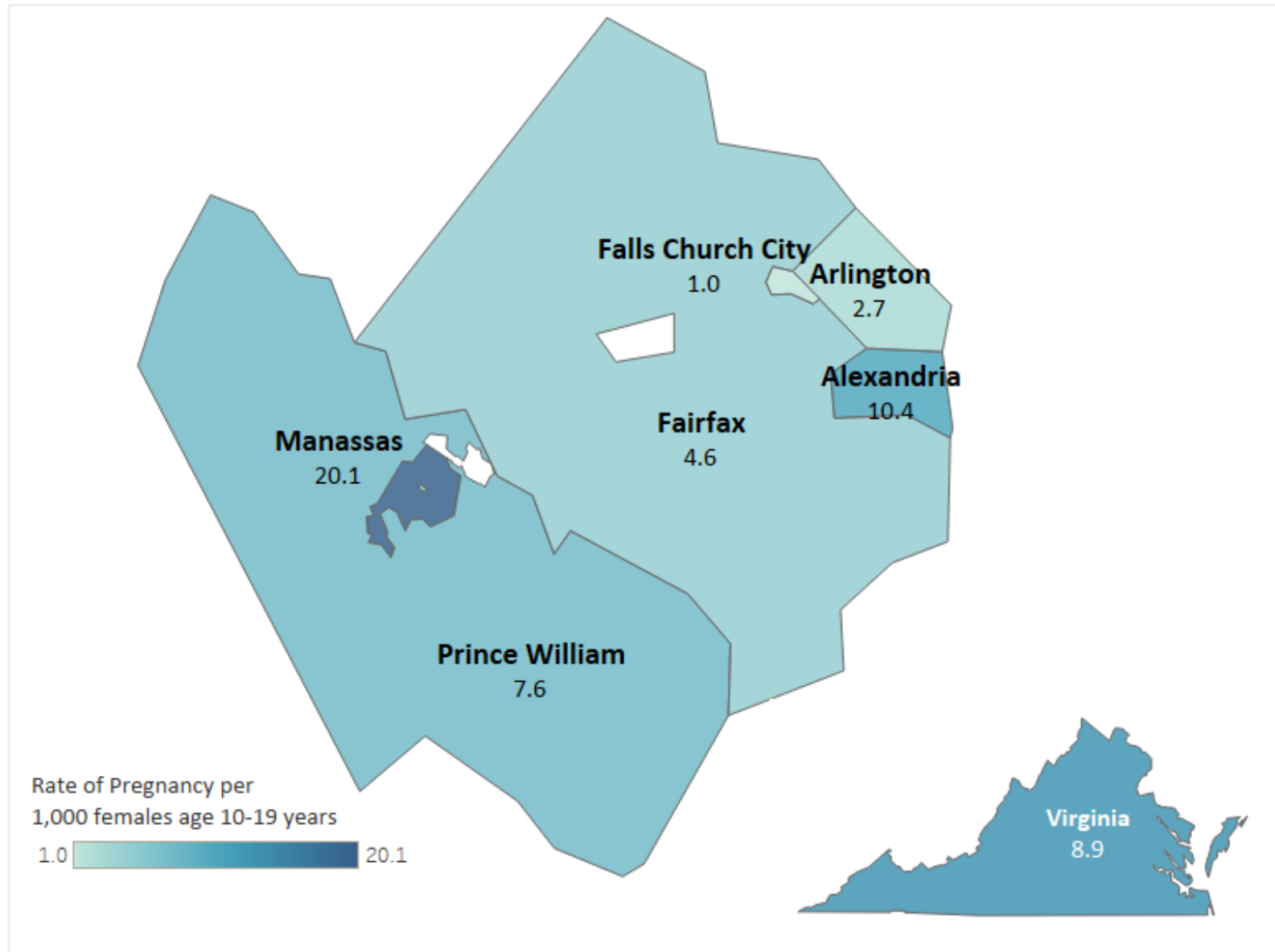
- In 2019, there were **74** teen pregnancies in Alexandria
  - 2019 Pregnancy Rate:
    - **12.4 pregnancies per 1,000** females ages 10 to 19
- In 2020, there were **63** teen pregnancies in Alexandria
  - 2020 teen pregnancy rate:
    - **10.4 pregnancies per 1,000** females ages 10 to 19
- From 2019 to 2020 Alexandria's teen pregnancy rate **declined 16.1%**
  - **This decline is *not* statistically significant**



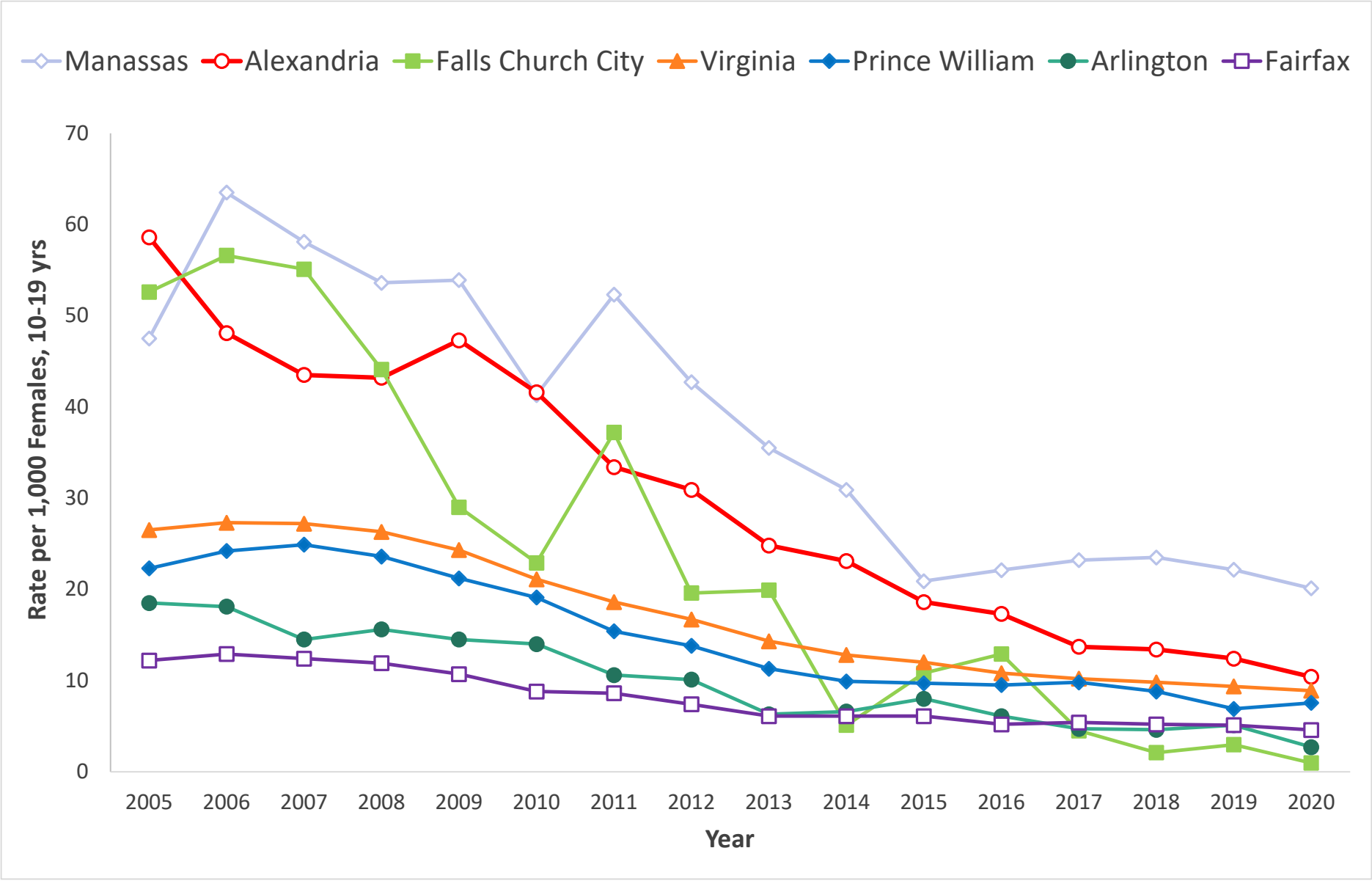
# Alexandria's Teen Pregnancy Rate & Live Birth Rate (2005-2020)



# Teen Pregnancy Rates in NOVA & Statewide in 2020

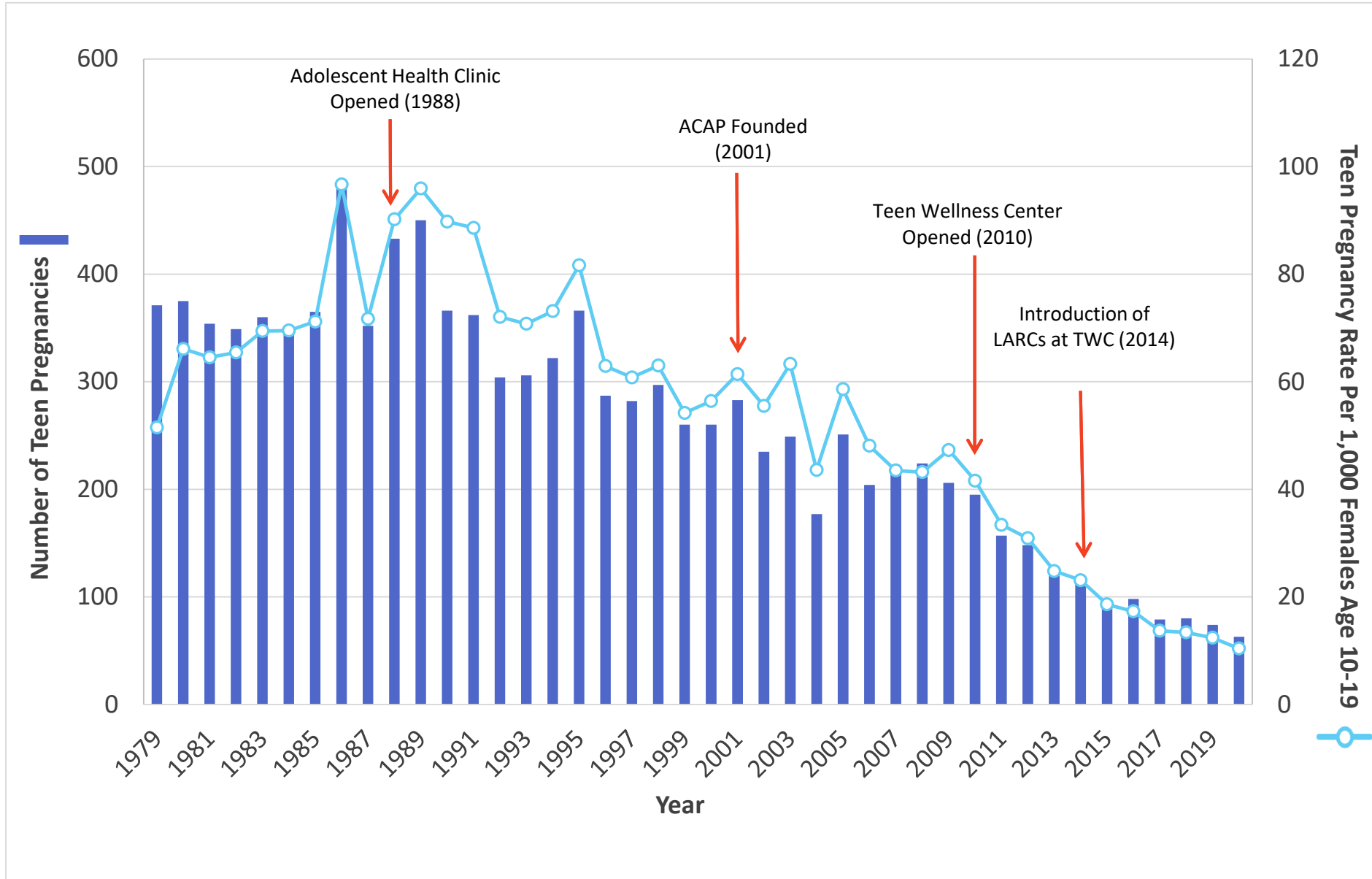


# Teen Pregnancy Rate by Locality (2005-2020)





# Teen Pregnancy in Alexandria from 1979 to 2020

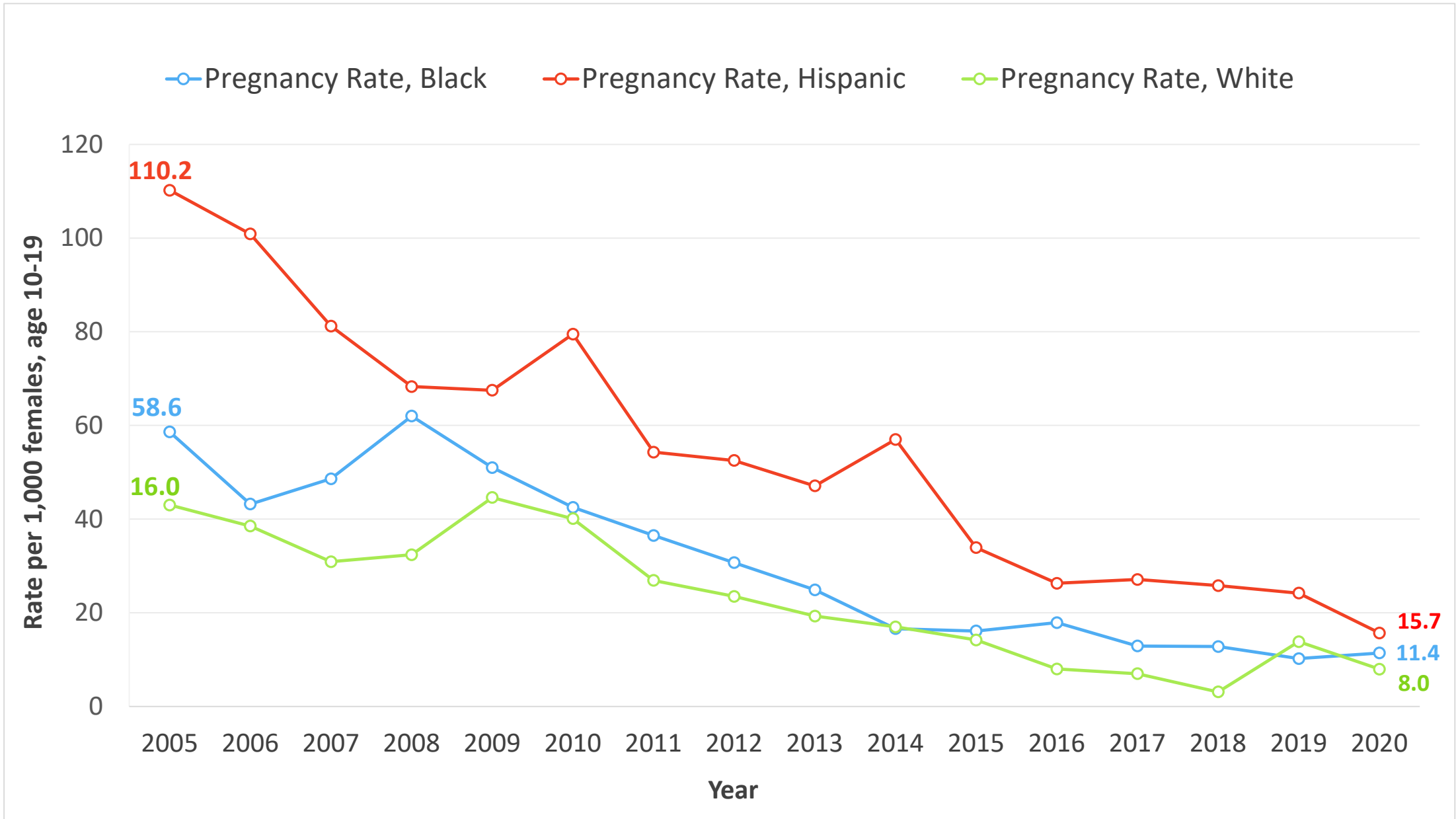


Alexandria Teen Pregnancy Rates & Outcomes

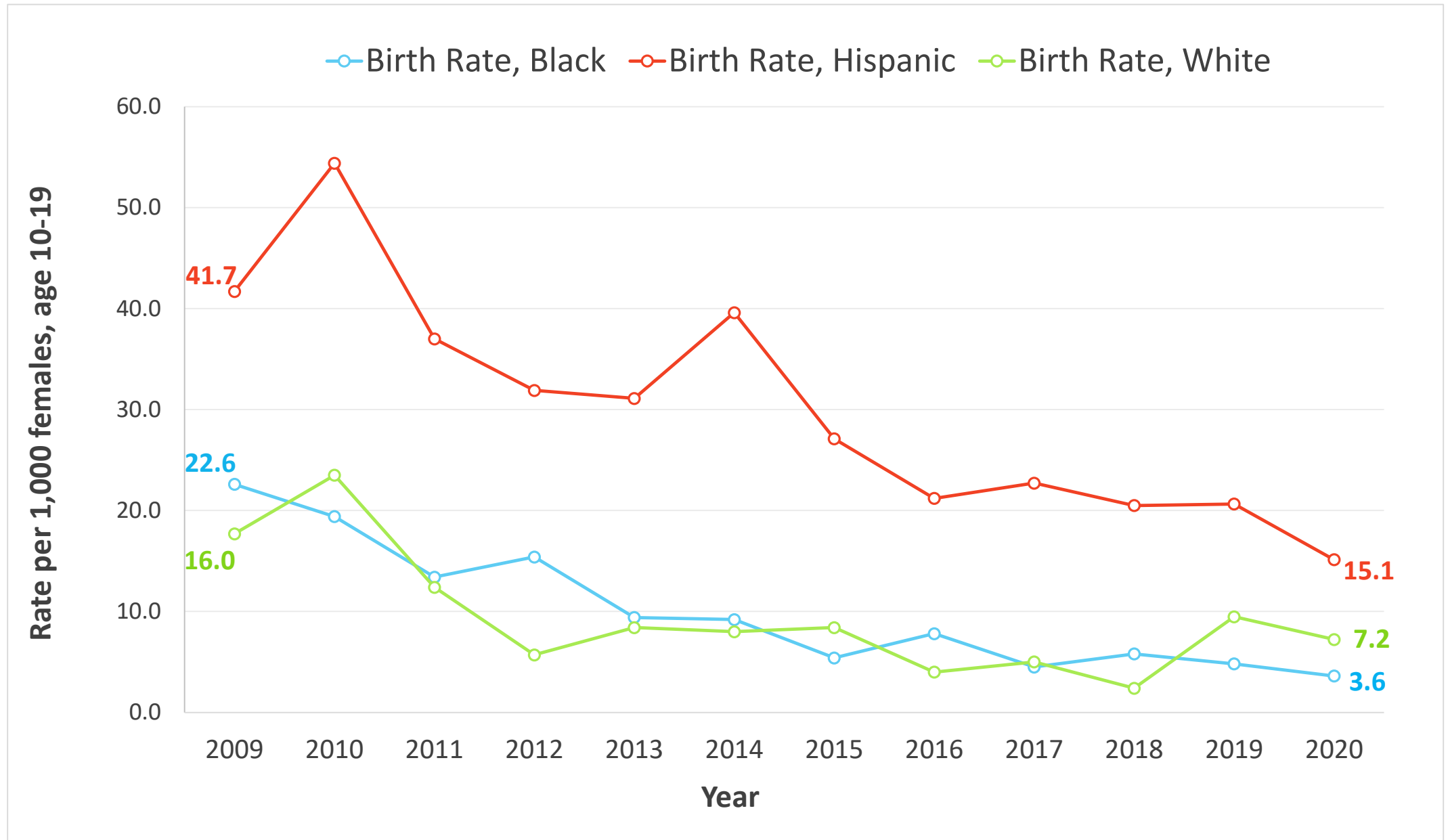
# **DISPARITIES BY RACE & HISPANIC ETHNICITY**



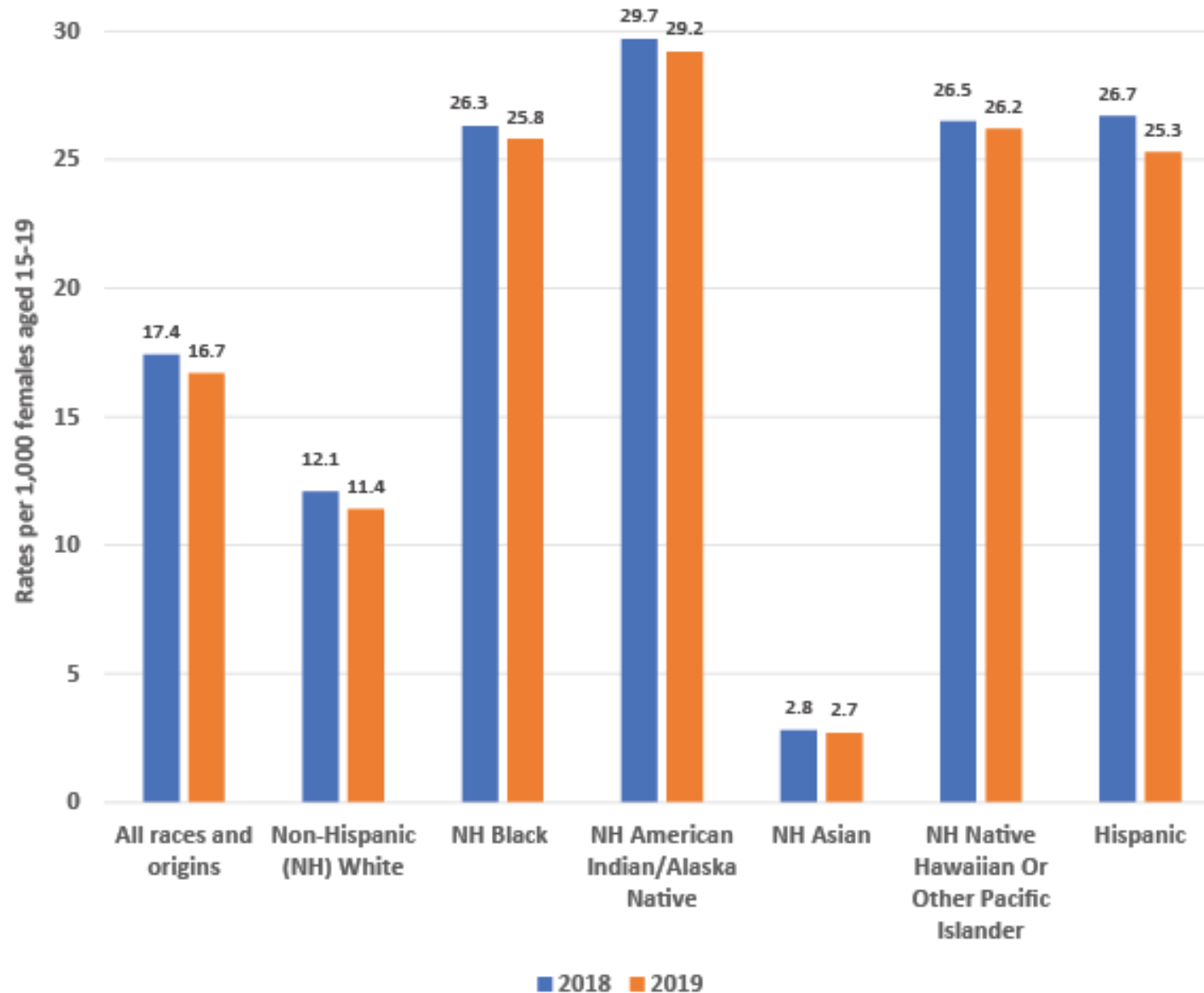
# Alexandria Teen Pregnancy Rate by Race & Ethnicity (2005-2020)



# Live Birth Rate Among Alexandria Teens ages 15-19 by Race & Ethnicity (2009 - 2020)



# National Teen Birth Rate by Race & Hispanic Ethnicity (2018 & 2019)



- Racial and ethnic disparities exist nationwide
- Non-Hispanic white and Non-Hispanic Asian teens have the lowest birth rates nationwide



Alexandria Teen Pregnancy Rate & Outcomes

# TRENDS AND BENCHMARKS BY AGE

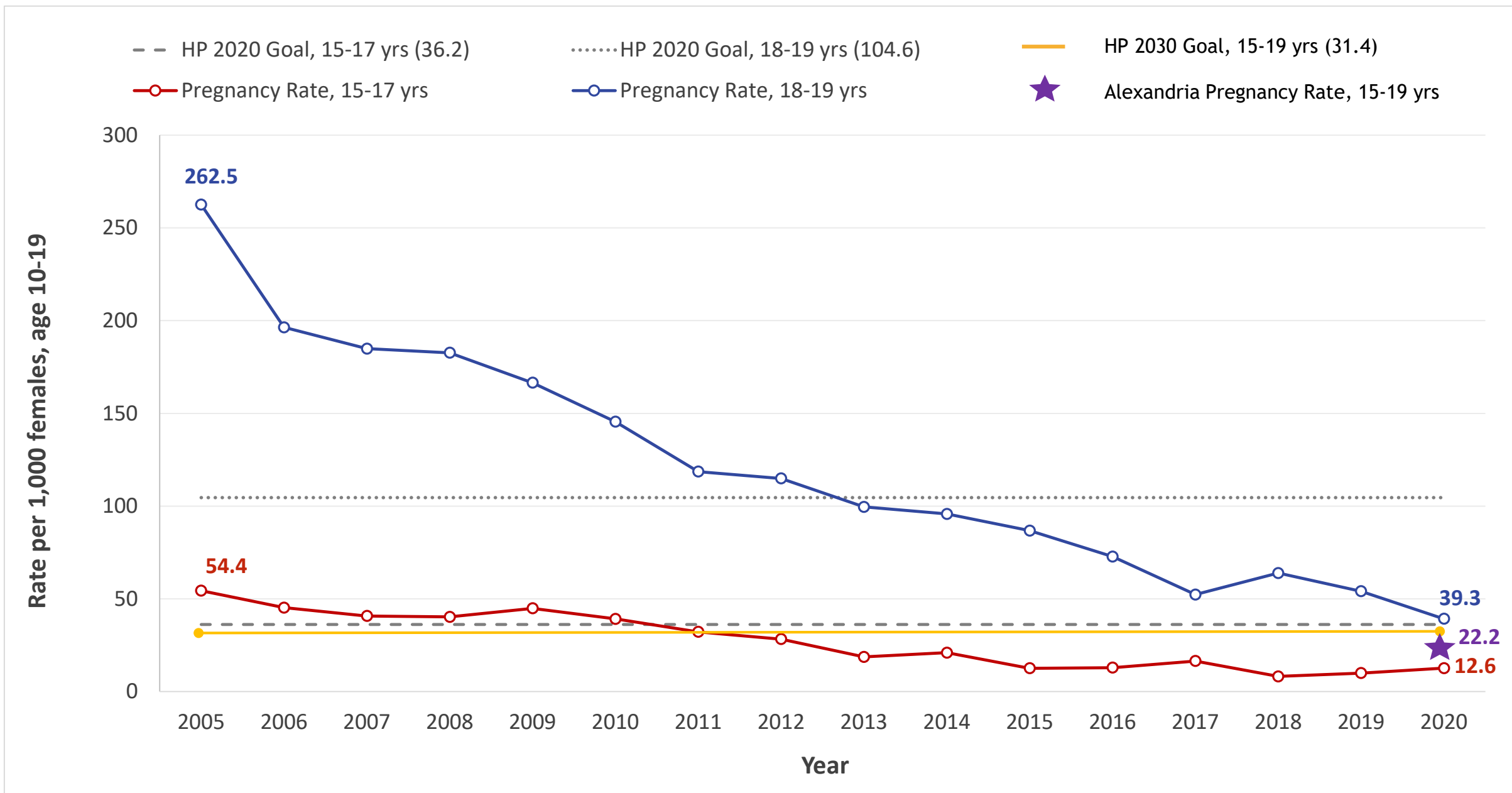


# Alexandria Teen Pregnancy by Age Group

- Of the **74** teen pregnancies in Alexandria in 2019:
  - **18 (24%)** were among teens **15 to 17** years of age
  - **56 (76%)** were among teens **18 to 19** years of age
- Of the **63** teen pregnancies in Alexandria in 2020:
  - **23 (37%)** were among teens **15 to 17** years of age
  - **40 (63%)** were among teens **18 to 19** years of age

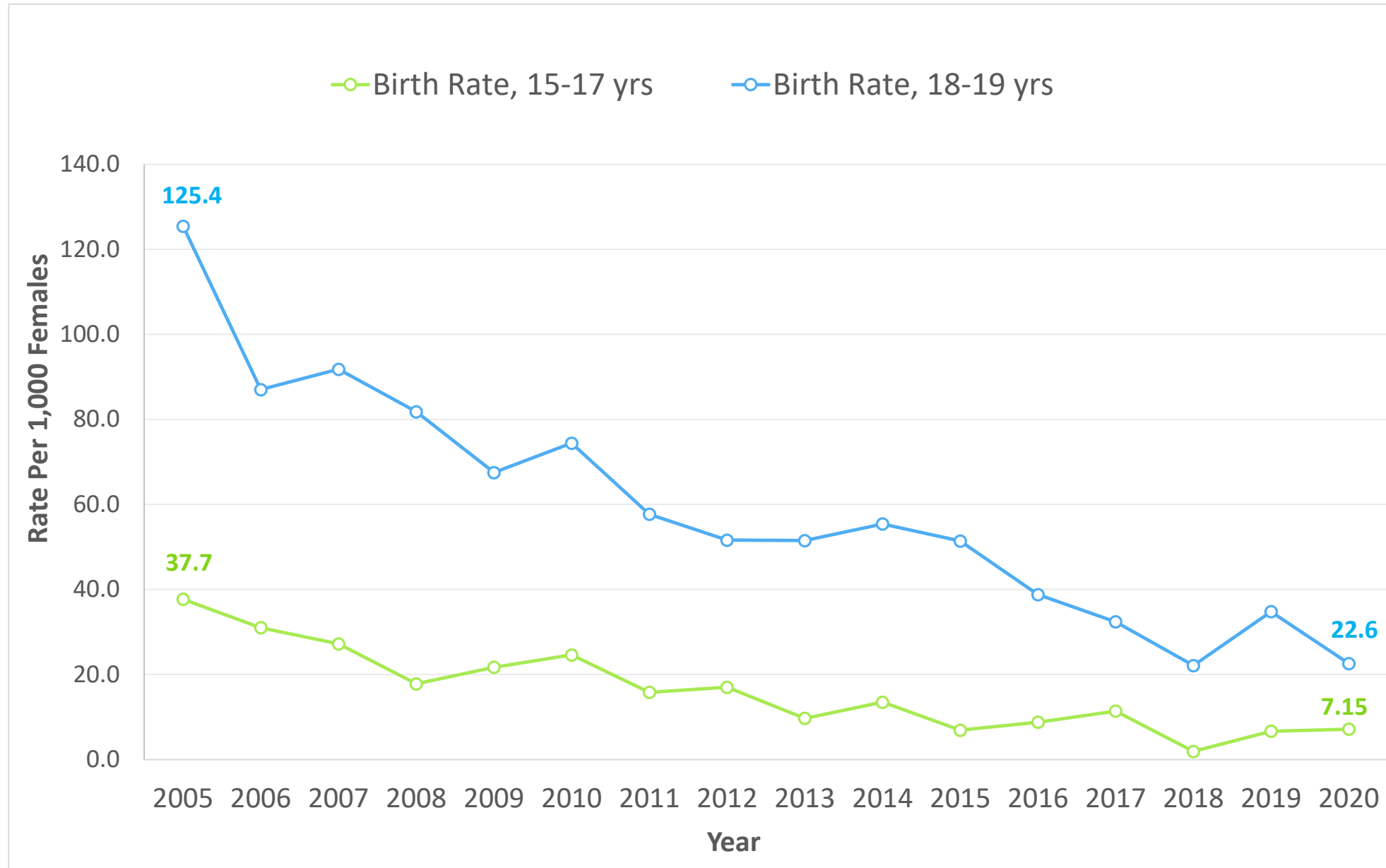


# Alexandria Teen Pregnancy Rate by Age Group (2005 - 2020)





# Alexandria Teen Birth Rate by Age (2005-2020)



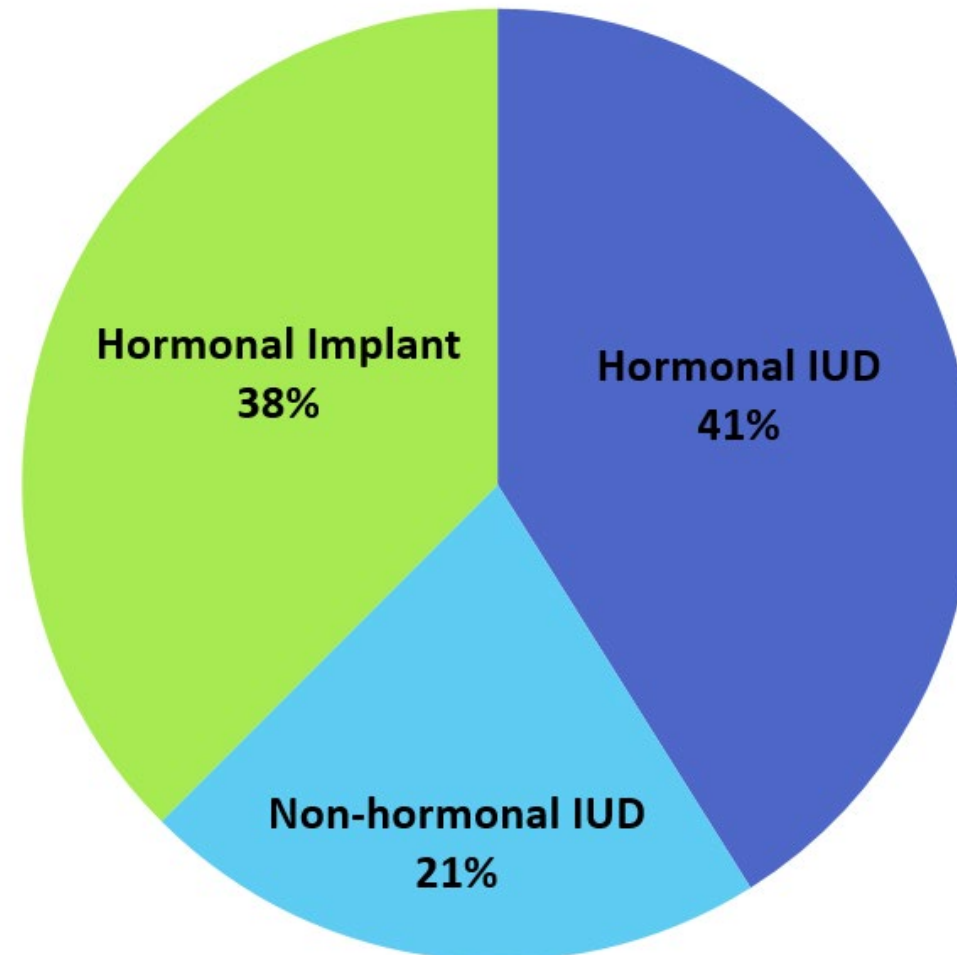
# TEEN WELLNESS CENTER DATA



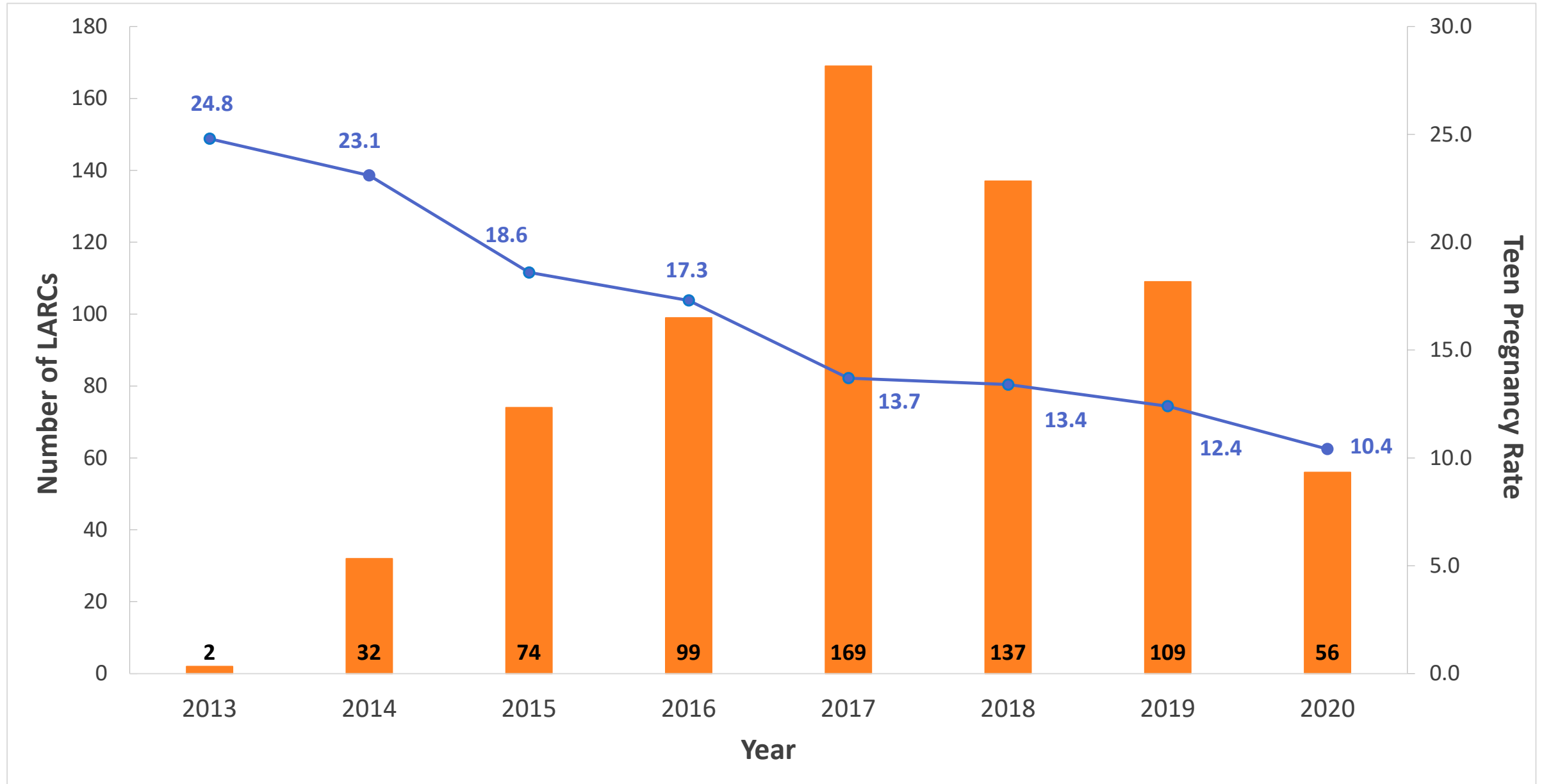
# Visits by Sub Program at the TWC in 2019 & 2020

		2019 Data		
		Sub Program	Number of Visits	Percent of Total Visits
2019 Data	Family Planning	1288	40%	
	Sexually Transmitted Infections	236	7%	
	Total Visits	3236	100%	
		2020 Data		
		Sub Program	Number of Visits	Percent of Total Visits
2020 Data	Family Planning	914	44%	
	Sexually Transmitted Infections	217	11%	
	Total Visits	2065	100%	

# Long Acting Reversible Contraception (LARC) Options Provided at the TWC in 2020



# Utilization of LARCs at the TWC from 2013 to 2020



# **NEXT STEPS, KEY TAKEAWAYS, CONCLUSION**



# Youth Behavioral Risk Survey (YRBS) Data

- Based on a *preliminary analysis* of the 2019 YRBS data, we've found that:
  - A **higher** percentage of high school students reported ever having sex and currently having sex in 2019 compared to 2016
  - A **higher** percentage of middle school students reported ever having sex and currently having sex in 2019 compared to 2016 and 2014
    - Further analyses will determine if these increases are statistically significant
  - Of high school students who reported having sex, 11% reported no method was used to prevent pregnancy the last time they had sex
  - More than 50% of high school students who have ever had sex reported using a condom the last time they had sex
  - Less than 50% of middle school students who have ever had sex reported using a condom the last time they had sex



# Key Takeaways from the 2019 & 2020 Teen Pregnancy Data

- Alexandria's teen pregnancy rate declined by 16.1% from 2019 to 2020
  - This decline was *not* statistically significant
- Alexandria's pregnancy rates among teens ages 15 to 17 and 18 to 19 remain below the Health People 2020 benchmarks
- Alexandria's pregnancy rate among teens ages 15 to 19 is below the HP2030 target
- Disparities across race & ethnicity persist
  - Higher pregnancy rates for teens who identify as Black
  - **Statically significantly** higher pregnancy rates for teens who identify as Hispanic





# Next Steps

- Alexandria Health Department will continue to:
  - Strive for health equity
  - Provide patient-centered & evidence-based care that focuses on and supports teen's long-term life goals and emphasizes abstinence as the only method guaranteed to prevent pregnancy and STIs
  - Support pregnant and parenting teens through our WIC and Field Nursing programs
  - Collaborate with ACPS, SAPCA, and others to develop programs based on the 2019 YRBS data
  - Collaborate with ACPS and others to develop & administer the 2022 YRBS



# Data Sources

- Virginia Health Statistics, Statistical Reports and Tables; VDH Division of Health Statistics, Accessed May 2022. Available at: <http://www.vdh.virginia.gov/healthstats/stats.htm>.
- Additional VDH pregnancy and raw birth data provided by VDH Division of Health Statistics
- Teen Wellness Center Data obtained from clinical administrative records
- Martin JA, Hamilton BE, Osterman MJK, Driscoll AK. Births: final data for 2019. Natl Vital Stat Rep. 2021;70(2):1-50.
- <https://health.gov/healthypeople/objectives-and-data/browse-objectives/family-planning/reduce-pregnancies-adolescents-fp-03/data-methodology>



# Thank you to the following individuals:

- Debby Dimon, RN, MPH
- Lauren McClure RN, MPH
- Tiyia Jean-Pierre, MSN, MPH, FNP-BC



# Questions & Answers from 5/18/22:

- Is demographic data collected for teen fathers?
  - **Yes.** Age, race, and ethnicity data is collected for teen fathers. AHD has requested additional data from VDH for analysis.
- Were there any teen pregnancies in 2019 or 2020 with a maternal age of less than 15 years?
  - **No.** All teen pregnancies that occurred in Alexandria in 2019 and 2020 were among mothers 15-19 years of age.
- Did more than 50% of high school and middle school students who completed the 2019 YRBS indicate that they were currently having or had ever had sexual intercourse?
  - **No.** Although there was an increase in the percentage of YRBS respondents who reported currently having sex and ever having sex, the majority of respondents reported never having sex.

